



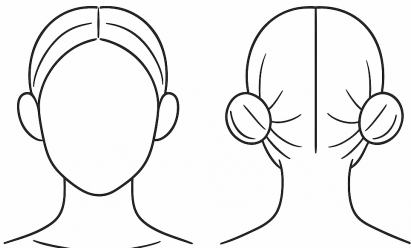





School Grade	Hairstyle	<p>The little details matter A concert look needs to be very polished.</p> <p>* Tip for buns, it is easier to create great bun and sleek look if hair is 2 days dirty.</p>
<p>K - Yr 1 1st Half</p>		<p>Please see below description. Then twist the ponytails into buns and secure with black elastics and bobby pins if needed.</p>
<p>K - Yr 1 2nd Half</p>		<p>Two high pig tails.</p> <p>Very Sleek with no fly always, and sleek ponytails</p> <p>Centre part</p> <p>Black Strong secure elastics. Multiple elastics can help achieve height.</p> <p>The ponytails should not be hidden, you should be able to see them when looking at your child's face. But not sticking straight out to the sides either.</p> <p>Please use strong elastic bands, so ponytails aren't limp.</p> <p>Backstage helpers will do the hair change.</p>
<p>Yr 2 Entire show</p>		<p>Two low ponytails</p> <p>Centre part</p> <p>Very Sleek with no fly always. More sleek than this photo.</p> <p>Ponytails to be seen from the front when looking at Childs face. Ponytails a little lower than this image.</p> <p>Secure with strong elastics that match Childs hair. Hair spray/ sleek stick or spray on gel to achieve look. Use bobby pins if required.</p> <p>Please use strong elastic bands, so ponytails aren't limp.</p>

School Grade	Hairstyle	<p>The little details matter A concert look needs to be very polished.</p> <p>* Tip for buns, it is easier to create great bun and sleek look if hair is 2 days dirty.</p>
<p>Yr 3-4 Entire show</p>		<p>Two low buns</p> <p>Centre part</p> <p>Very Sleek with no fly always,</p> <p>Buns to be seen from the front when looking at Childs face.</p> <p>Secure with strong elastics that match Childs hair. Hair spray/ sleek stick or spray on gel. Use bobby pins if required.</p>
<p>Year 3-4 Entire show</p>		
<p>Yr 5-6</p>		<p>Two low ponytails</p> <p>Centre part</p> <p>Very Sleek with no fly always. More sleek than this photo. Ponytails to be blowdried and straightened.</p> <p>Ponytails to be seen from the front when looking at Childs face. Ponytails a little lower than this image.</p> <p>Secure with strong elastics that match Childs hair. Use multiple bands for better hold. Hair spray/ sleek stick or spray on gel to achieve look. Use bobby pins if required.</p>

School Grade	Hairstyle	<p>The little details matter A concert look needs to be very polished.</p> <p>* Tip for buns, it is easier to create great bun and sleek look if hair is 2 days dirty.</p>
<p>Yr 7-8 & 9+ Entire show</p>		<p>Mid height (slightly higher if you wish)</p> <p>Centre part</p> <p>Very Sleek with no fly always,</p> <p>Blow dried and straightened ponytail.</p> <p>Secure with strong elastics that match Childs hair. Hair spray/ sleek stick or spray on gel. Use bobby pins if required</p>
<p>Very short hair</p>		<p>Two little high ponytails</p> <p>Centre part</p> <p>Very sleek with no fly aways.</p> <p>Blowdried lovely or straightened if needed</p> <p>Secure with strong elastics that match Childs hair. Hair spray/ sleek stick or spray on gel. Use bobby pins if required</p>
<p>Boys</p>		<p>Styled to your preference as if you are going to a important event.</p>
<p>Hair with fringes</p>		<p>Blow dried neatly.</p> <p>Pack a comb and hairspray. To freshen throughout the day/night.</p> <p>Only lightly spray, you want the hair to look shinny and not in pieces or sticking to forehead.</p>
<p>Very curly hair or ethnically braided</p>		<p>Please find your grade and then decide the best way to style to match the group style.</p> <p>If you need assistance please come and see us at the desk.</p>