Group	Hairstyle	The little details matter Hair needs to be very polished. * Tip for buns, it is easier to create great bun and sleek look if hair is 2 days dirty.
Very Short Hair		Very polished, blow dried into shape for a sleek finish. Product to help it the hair not become fluffy. 3-4 bobby pins on each side to keep hair off the face. Bobby pins to match hair colour.
Boyrs Hair styled like you are going to an event or wedding.		
K - Yr 2 **K-1** Jazz - Scarlet Overkill Lyrical - Ursula Hip Hop - Mini Me Musical Theatre - Ms Trunchbull Tap - Cruella Deville - puppies RAD Ballet - Phantom Of the Opera **Yr 2** Jazz - The Red Queen Contemp - Maleficent Hip Hop - Pirates of the Caribbean Musical Theatre - Hocus Pocus Tap - Cruella Deville - Puppies RAD Ballet - Phantom Of The Opera		Two high pig tails. Very Sleek with no fly always, and sleek ponytails Centre part Black Strong secure elastics. Multiple elastics can help achieve height. The ponytails should not be hidden, you should be able to see them when looking at your child's face. But not sticking straight out to the sides either. **Please use strong elastic bands, so ponytails aren't limp.**

Group	Hairstyle	The little details matter Hair needs to be very polished. * Tip for buns, it is easier to create great bun and sleek look if hair is 2 days dirty.
Yr 3 & 4-5 **Yr 3** Jazz - Harlequin Contemp - Bellatrix Hip Hop - The Joker Musical Theatre - Annie Tap - Cruella Deville RAD Ballet - Phantom Of The Opera **Yr 4** **Jazz - Kill Bill** **Contemp - O Ren Ishii** **Hip Hop - The Evil Queens** **Musical Theatre - Bring It On** **Tap - King George/Hamilton** **RAD Ballet - Phantom Of The Opera**	 Black elastics	Two sleek high buns With a centre part. Not flat bun. Using strong black elastics, two if needed. Multiple elastics also achieve a great shape ponytail that isn't limp. Make sure it is secure and that the ponytail isn't floppy or loose before creating the buns. Use a black elastic and bun/Bobby pins to help keep the buns secure. No wispy bits of hair.
Yr 6-7 Jazz - The Devil Wears Prade Contemp - Bonnie & Clyde Hip Hop - The Black Panther Musical Theatre - The Duke Moulin Rouge Tap - King George/Hamilton **If you are a boy character in Contemp of Musical Theatre.** **Turn hair into a bun and secure well.** ***RAD - <u>Turn Hair into a bun</u>** **<u>And secure well</u>**		Strong Hair elastics colour black Using multiple strong elastics achieve height. No wispy bits No ponytails to come loose or floppy. Very Sleek Can use hair spray to give the ponytail more volume or you can go super slick and straight. If you are doing more volume in your ponytail it's important that you blow dry the hair and straighten the ends
		Another view for the height we are trying to achieve

Group	Hairstyle	The little details matter Hair needs to be very polished. * Tip for buns, it is easier to create great bun and sleek look if hair is 2 days dirty.
Yr 8-9 & 10-12 **Yr 8-9** Jazz - Cat Woman Contemp - Mystique Hip Hop - Scream Musical Theatre - Mean Girl Tap - Kinge George/Hamilton ***RAD - Turn Hair into a bun** **Yr 10-12** Jazz - Poison Ivy Contemp - Nurse Ratched Hip Hop - Training Day Musical Theatre - Hades Town Tap - King George/Hamilton ***RAD - Turn Hair into a bun**		Strong Hair elastics colour black Using multiple strong elastics achieve height. No wispy bits No ponytails to come loose or floppy. Very Sleek Can use hair spray to give the ponytail more volume or you can go super slick and straight. If you are doing more volume in your ponytail it's important that you blow dry the hair and straighten the ends
Yr 8-9 & 10-12		Another view for the height we are trying to achieve